

WBE5300WA

A 528L frost free bottom mount refrigerator with a classic white finish, FlexSpace™ interiors & Spillsafe™ glass shelving.

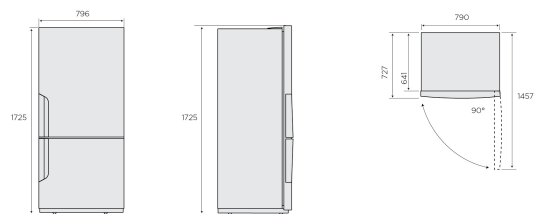
Features

- Spillsafe™ glass shelves
- LED lighting
- FamilySafe™ lockable compartment
- Multi-flow air delivery system
- Internal electronic controls
- More environmentally friendly refrigerant (R600a)
- Frost free
- Blue feature lighting
- Full-width humidity controlled crisper bin
- Crisper divider
- Twist ice & serve, with removable ice bucket and scoop
- Full width freezer door bin with divider
- Temperature sensor

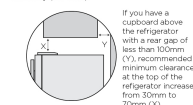


DIMENSIONS

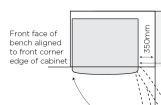
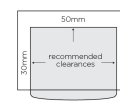
Total height (mm) - 1725, Cabinet height (mm) - 1718, Max door height (mm) - 1725, Total width (mm) - 796, Cabinet width (mm) - 790, Total depth (mm) - 727, Cabinet depth (mm) - 641, Depth door open 90degree (mm) - 1457, Food compartment capacity (gross in litres) - 361, Total Gross Capacity (L) - 528, Food compartment capacity (net in litres) - 348, Total Net Capacity (L) - 490, Freezer compartment capacity (gross in litres) - 167



Recommended minimum clearances
Please note: Doors are designed to sit proud of cabinetry (not flush).



If you have a cupboard above the refrigerator with a rear gap of less than 100mm (X), recommended minimum clearance at the top of the refrigerator increases from 50mm to 70mm (Y).



When positioned in a corner area, clearance of at least 350mm on the fridge side will allow the doors to open enough to enable the removal of the bins and shelves. This required clearance increases to 550mm for those models with telescopic extension slide-out bins.