

**The 680L frost-free Side by Side is a dual door fridge with filtered ice and water dispenser, LED lighting and more to ensure your food stays fresh!**

RRP AUS \$2,949.00



## Product Details

### FEATURES

Filtered Ice & Water Dispenser

Fingerprint resistant stainless steel

Spillsafe™ glass shelves

FamilySafe™ lockable compartment

Humidity controlled crisper(s)

LED lighting

External electronic controls

Eco mode to reduce energy consumption

Drinks chill timer alarm

Quick freeze function

Multi-flow air delivery system

More environmentally friendly refrigerant (R600a)

Frost free

Door alarm

Egg tray

### BENEFITS

#### FlexSpace™, it's size redefined

With a busy lifestyle and a growing family, you can always do with more space in your fridge. That's why Westinghouse created FlexSpace™, which is designed to maximise storage, flexibility and access to meet your ever-changing needs. Big enough to handle even the biggest grocery shop, you'll be able to fit in all your food and drinks with ease.

#### Adjustable storage solutions with FlexStor™

As your family changes and grows, so do the requirements of your fridge. With FlexStor™ you enjoy the convenience of being able to easily change the configuration, whatever your needs. Adjust the height and position of the door bins to fit in large and smaller items and arrange your fridge your way.

#### Spillsafe™ glass shelves

From time to time, accidents happen. And when they do, you want to minimise the extent of the damage. Spillsafe™ shelves can capture up to one litre of liquid, so you can contain the spillage to just one shelf instead of the whole fridge.

#### Filtered Ice and Water Dispenser

The dispenser provides fresh, filtered water as well as cubed or crushed ice at the touch of a button for all your family needs

# Specifications

## PRODUCT PROFILE

Domestic warranty details (yrs)	2
Additional domestic warranty for the sealed refrigeration system only (yrs)	3
Refrigerator Type	side by side
Exterior door finish	Stainless steel
Handle design	bar handle
Fridge door opening	left and right
Cooling system	frost free
Freezer door opening	left
Refrigerant	R600a
Dispenser type	ice and water
Plumbed water supply required	Yes

## DIMENSIONS

Total height (mm)	1787
Cabinet height (mm)	1787
Total width (mm)	1000
Cabinet width (mm)	993
Total depth (mm)	784
Cabinet depth (mm)	610
Depth door open 90degree (mm)	1240
Air space above cabinet (mm)	10
Food compartment capacity (gross in litres)	447
Freezer compartment capacity (gross in litres)	230
Total Gross Capacity (L)	677
Food compartment capacity (net in litres)	412

## ENERGY

---

Energy Star Rating	2.5
--------------------	-----

---

Energy consumption (KWhr/yr)	618
---------------------------------	-----

---

## FOOD COMPARTMENT

---

### SHELVING

---

Shelf material	glass
----------------	-------

---

Type of shelf	spill safe shelf,adjustable shelf
---------------	-----------------------------------

---

### LIGHTING

---

Main light	LED
------------	-----

---

## FOOD COMPARTMENT DOOR

---

## REFRIGERATOR SYSTEM

---

Controls	electronic (with display)
----------	---------------------------

---

Controls location	external
-------------------	----------

---

Controls type	touch
---------------	-------

---

Control functions	drink chill alarm,quick freeze function,eco mode
-------------------	--

---

Door alarm	fridge and freezer
------------	--------------------

---

## CRISPERS

---

Crisper lid/shelf	glass
-------------------	-------

---

Crispers Runner system	suspended
------------------------	-----------

---

Full width crisper	2
--------------------	---

---

Crisper features	humidity controlled
------------------	---------------------

---

## OTHER PROPERTIES

---

Other Properties-FOOD COMPARTMENT	Shelf bottle rack,Water filter
-----------------------------------	--------------------------------

---

## SPECIAL COMPARTMENTS

---

## BINS

---

Deep bottle bin	2
-----------------	---

---

Shallow bin	1
-------------	---

---

## OTHER PROPERTIES

---

Seals	removable,mould resistant
-------	---------------------------

---

## SHELVING

---

Shelving	glass shelf
----------	-------------

---

Type of shelf	spill safe shelf
---------------	------------------

---

Number of shelves	4
-------------------	---

---

## LIGHTING

---

Main light	LED
------------	-----

---

Family Safe lockable compartment	1
----------------------------------	---

---

## FREEZER COMPARTMENT

---

### ICE FACILITY

---

Ice cube storage bin	1
----------------------	---

---

Ice Maker	Automatic
-----------	-----------

---

## BASKET/DRAWER

---

Full width plastic basket	2
---------------------------	---

---

## FREEZER DOOR

---

### INTERNAL

---

Freezer door bins - full width	3
--------------------------------	---

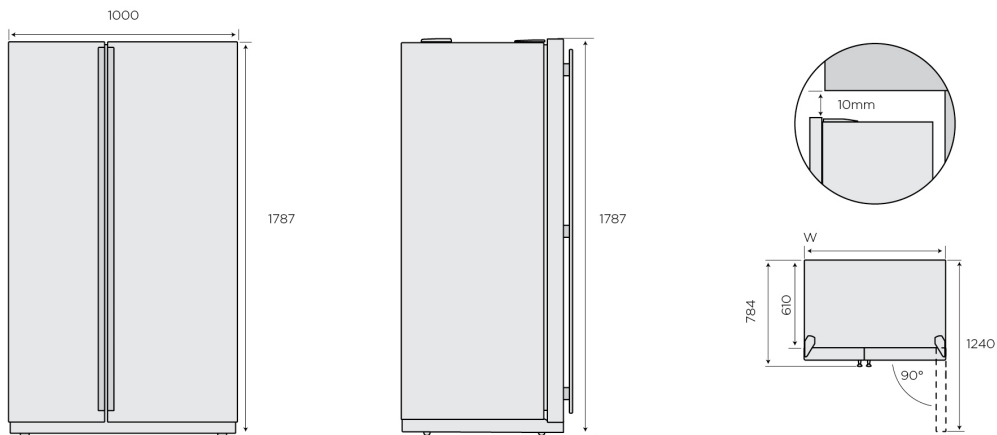
---

Seals

removable,mould resistant

---

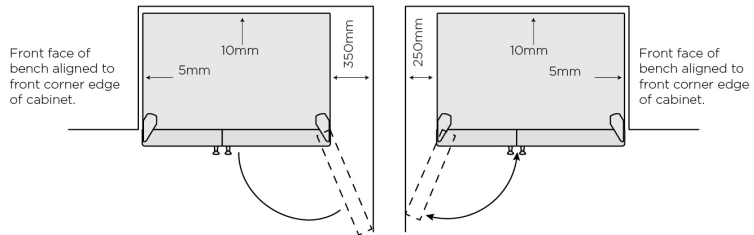
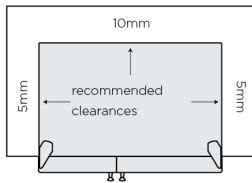
# Dimensions



**Recommended minimum clearances**

Please note: Doors are designed to sit proud of cabinetry (not flush).

When positioned in a corner area, clearance of at least 350mm on the fridge side and 250mm on the freezer side will allow the doors to open enough to enable the removal of the bins and shelves.



# Terms and Conditions

## IMPORTANT

This is a guide of product dimensions only. For complete installation instructions, refer to the manual provided with product.

## PRODUCT INFORMATION

The descriptors and illustrations in this publication apply to the specific products and models described as at the date of issue. Under our policy of continuous product development, product specifications may change without notice. Prospective purchasers should therefore check with their retailer to ensure this publication correctly describes the products that are being offered for sale. All information supplied is to be used for general reference purposes only and is on the understanding that Electrolux Home Products Pty Ltd (Australia) and Electrolux (NZ) Ltd (New Zealand) will not be liable for any loss, liability or damage of whatever kind arising as a result of reliance on such information. Colours of products illustrated are as close as printing limitations allow. Electrolux will at all times comply with its obligations pursuant to law including Trade Practices (Australian Consumer Law) Act and Regulations.

## WARRANTY

This warranty only applies to Appliances purchased and used in Australia or New Zealand and used in normal domestic applications and is in addition to (and does not exclude, restrict, or modify in any way) any non-excludable statutory warranties in Australia or New Zealand. All warranties are subject to the conditions set out in the warranty card accompanying the product when purchased.

### ELECTROLUX HOME PRODUCTS AUSTRALIA

telephone: 1300 363 640

fax: 1800 350 067

email: [customercare@electrolux.com.au](mailto:customercare@electrolux.com.au)

web: [www.electrolux.com.au](http://www.electrolux.com.au)

### ELECTROLUX HOME PRODUCTS NEW ZEALAND

telephone: 09 573 2230

fax: 09 573 2221

email: [customercare@electrolux.co.nz](mailto:customercare@electrolux.co.nz)

web: [www.electrolux.co.nz](http://www.electrolux.co.nz)