


WSD36HWA

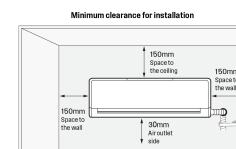
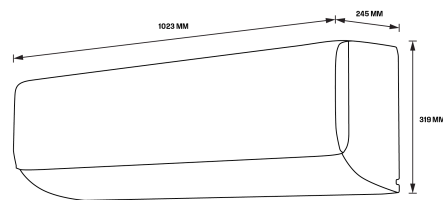
3.6kW split system reverse cycle air conditioner featuring wireless connectivity, inverter compressor, DC fan motor, Super ion filter & bio filter, 3D air flow, Follow-Me, LED remote, demand response capable. 3.6kW cooling/4.4kW heating capacity.

Features

- Sleep Mode
- HEPA 13 and Cold Catalyst filters
- Self Clean function
- Turbo Mode
- DC Inverter Technology
- FollowMe
- 3D Air
- Connectivity



Split System Air conditioners
WSD36HWA



IMPORTANT

These dimensions are a guide only. All measurements are in millimetres (mm). For complete installation instructions, refer to the manual provided with product.