


## WSD91HWA

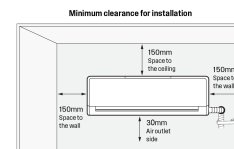
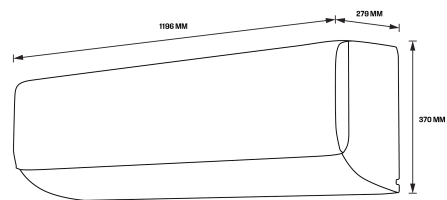
**9.1kW split system reverse cycle air conditioner featuring wireless connectivity, inverter compressor, DC fan motor, Super ion filter & bio filter, 3D air flow, Follow-Me, LED remote, demand response capable. 9.1kW cooling/10.4kW heating capacity.**

### Features

- Sleep Mode
- HEPA 13 and Cold Catalyst filters
- Self Clean function
- Turbo Mode
- DC Inverter Technology
- FollowMe
- 3D Air
- Connectivity



**Split System Air conditioners**  
WSD91HWA



**IMPORTANT**  
These dimensions are a guide only. All measurements are in millimetres (mm). For complete installation instructions, refer to the manual provided with product.