

565L french door refrigerator, natural stainless steel with freezer drawer, designed to fit inside a 90cm kitchen cavity, dual sealed crispers with humidity control, 4-star energy rating, FlexSpace™ adjustable interiors, FamilySafe Lockable door compartment and Spillsafe™ glass shelving.



Product Details

FEATURES

Fingerprint resistant stainless steel	Spillsafe™ glass shelves	Adjustable front rollers	Rear rollers
Egg tray	Door alarm	Quick chill function	Twist ice & serve, with removable ice bucket and scoop
Frost free	More environmentally friendly refrigerant (R600a)	Internal electronic controls	Multi-flow air delivery system
FamilySafe™ lockable compartment	Blue feature lighting	LED lighting	Hidden hinges

BENEFITS

Understanding new capacity and energy ratings
 From the 15th August 2021, the way refrigerators are tested to calculate Energy Star Ratings and energy consumption have changed. This means that the capacity and energy rating calculations have changed, however the product remains unchanged. Be sure to check all new ratings to ensure that your comparisons are consistent with the new standards.

Fits into a 90cm cavity

Designed to fit a 90cm space with a huge 565L capacity
 Designed to fit neatly into an Australian 90cm kitchen cavity. Clever engineering allows it to be installed with minimum gaps on the sides meaning maximum storage for all your fresh produce.

Dual FlexFresh™ easy glide crispers
 Designed with your comfort in mind, the dual sealed easy glide crisper bins with humidity control open effortlessly and provide easy access even when they're full.

FlexSpace™, it's size redefined

With a busy lifestyle and a growing family, you can always do with more space in your fridge. That's why Westinghouse created FlexSpace™, which is designed to maximise storage, flexibility and access to meet your ever-changing needs. Big enough to handle even the biggest grocery shop, you'll be able to fit in all your food and drinks with ease.

Fingerprint resistant stainless steel

Little hands or sticky fingers won't be a problem with easy-clean fingerprint resistant stainless steel.

Endless possibilities with FlexSpace™

Designed to suit your ever-changing needs, the extra spacious French door design delivers a wider fridge capacity with FlexSpace™. Perfect for party platters or lots of fresh food, you'll love having everything at eye level so you can easily check all the contents with just a glance.

Adjustable storage solutions with FlexStor™

As your family changes and grows, so do the requirements of your fridge. With FlexStor™ you enjoy the convenience of being able to easily change the configuration, whatever your needs. Adjust the height and position of the door bins to fit in large and smaller items and arrange your fridge your way.

Spillsafe™ glass shelves

From time to time, accidents happen. And when they do, you want to minimise the extent of the damage. Spillsafe™ shelves can capture up to one litre of liquid, so you can contain the spillage to just one shelf instead of the whole fridge.

Specifications

PRODUCT PROFILE

Domestic warranty details (yrs)	2
Additional domestic warranty for the sealed refrigeration system only (yrs)	3
Refrigerator Type	french door
Exterior door finish	Stainless steel
Handle design	bar handle
Fridge door opening	left and right
Cooling system	frost free
Freezer door opening	drawer
Refrigerant	R600a

DIMENSIONS

Total height (mm)	1725
Cabinet height (mm)	1705
Total width (mm)	896
Cabinet width (mm)	890
Total depth (mm)	781
Cabinet depth (mm)	641
Depth door open 90degree (mm)	1105
Air space above cabinet (mm)	30
Food Compartment Capacity (L) - AS/NZS 4474.1 2007 (IEC 62552-2015) *	398
Freezer Compartment Capacity (L) - AS/NZS 4474.1 2007 (IEC 62552-2015) *	167
Total Capacity (L) - AS/NZS 4474.1 2007 (IEC 62552-2015) *	565

DIMENSIONS

Food compartment capacity (gross in litres)	411
---	-----

Freezer compartment capacity (gross in litres)	194
--	-----

Total Gross Capacity (L)	605
--------------------------	-----

Food compartment capacity (net in litres)	397
---	-----

Total Net Capacity (L)	510
------------------------	-----

ENERGY

Energy Star Rating - AS/NZS 4474.1 2007 (IEC 62552- 2015) *	4
---	---

Energy Consumption (kWh/year) - AS/NZS 4474.1 2007 (IEC 62552- 2015) *	382
--	-----

Energy Star Rating AS/NZS 4474.2:2009	3.5
---------------------------------------	-----

Energy consumption AS/NZS 4474.2:2009 (kWh/yr)	440
--	-----

FOOD COMPARTMENT

REFRIGERATOR SYSTEM

Controls	electronic (with display)
----------	---------------------------

Controls location	internal
-------------------	----------

Controls type	touch
---------------	-------

Control functions	quick freeze function
-------------------	-----------------------

Door alarm	fridge
------------	--------

CRISPERS

SHELVING

Shelf material	glass
Type of shelf	spill safe shelf,adjustable shelf

LIGHTING

Feature lighting	blue LED
Main light	LED

FOOD COMPARTMENT DOOR

BINS

Deep bottle bin	2
Shallow bin	2

OTHER PROPERTIES

Seals	removable,mould resistant
-------	---------------------------

Crisper lid/shelf	glass
-------------------	-------

Crispers Runner system	suspended
------------------------	-----------

Crisper features	humidity controlled,crisper divider
------------------	-------------------------------------

OTHER PROPERTIES

Other Properties-FOOD COMPARTMENT	Shelf bottle rack
-----------------------------------	-------------------

SPECIAL COMPARTMENTS

Family Safe lockable compartment	1
----------------------------------	---

FREEZER COMPARTMENT

ICE FACILITY

Ice cube storage bin	1
----------------------	---

Twist ice and serve	2
---------------------	---

BASKET/DRAWER

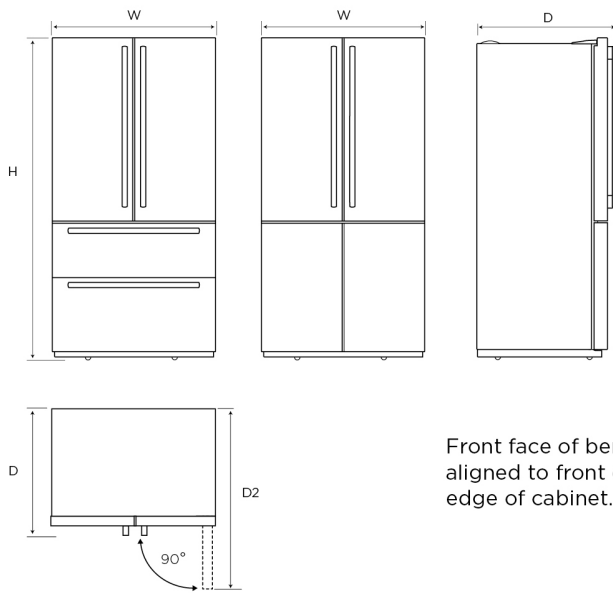
Full width plastic basket 2

Basket/Drawer runner telescopic
system

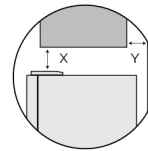
OTHER PROPERTIES

Half width shallow freezer 1
drawer

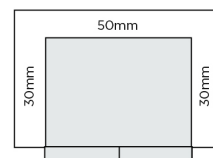
Dimensions



Minimum Recommended Airspaces

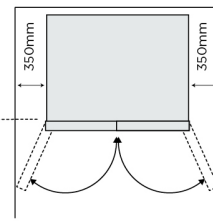


If you have a cupboard above the refrigerator with a rear gap of less than 100mm (Y), recommended minimum clearance at the top of the refrigerator increases from 30mm to 70mm (X).



Please note: Doors are designed to sit proud of cabinetry (not flush).

Front face of bench aligned to front corner edge of cabinet.



When positioned in a corner area, spacing of at least 350mm on the hinge side will allow the doors to open enough to enable the removal of bins and shelves.

Dimensions	Product Height (H)	Product Width (W)	Product Depth (D)	Product Depth (D2) (Door Open)
WHE6170BB/SB	1782	913	813	1189
WHE6270SB	1782	913	813	1189
WQE6870BA/ SA	1782	913	749	1189
WQE6000BB/ SB	1725	896	641	1105
WQE6060BB/ SB	1725	896	641	1105
WHE6000SB	1725	896	641	1105
WHE6060SB	1725	896	641	1105

Airspace	Side - both	Top	Behind
WHE6170BB/SB	10	25	35
WHE6270SB	10	25	35
WQE6870BA/ SA	10	25	35
WQE6000BB/ SB	5	30	50
WQE6060BB/ SB	5	30	50
WHE6000SB	5	30	50
WHE6060SB	5	30	50

IMPORTANT

These dimensions are a guide only. All measurements are in millimetres (mm). For complete installation instructions, refer to the manual provided with product.
 © 2021 Electrolux Home Products Pty Ltd. ABN 51 004 762 341. W_DIM_LFD_Oct21

Terms and Conditions

IMPORTANT

This is a guide of product dimensions only. For complete installation instructions, refer to the manual provided with product.

PRODUCT INFORMATION

The descriptors and illustrations in this publication apply to the specific products and models described as at the date of issue. Under our policy of continuous product development, product specifications may change without notice. Prospective purchasers should therefore check with their retailer to ensure this publication correctly describes the products that are being offered for sale. All information supplied is to be used for general reference purposes only and is on the understanding that Electrolux Home Products Pty Ltd (Australia) and Electrolux (NZ) Ltd (New Zealand) will not be liable for any loss, liability or damage of whatever kind arising as a result of reliance on such information. Colours of products illustrated are as close as printing limitations allow. Electrolux will at all times comply with its obligations pursuant to law including Trade Practices (Australian Consumer Law) Act and Regulations.

WARRANTY

This warranty only applies to Appliances purchased and used in Australia or New Zealand and used in normal domestic applications and is in addition to (and does not exclude, restrict, or modify in any way) any non-excludable statutory warranties in Australia or New Zealand. All warranties are subject to the conditions set out in the warranty card accompanying the product when purchased.

ELECTROLUX HOME PRODUCTS AUSTRALIA

telephone: 1300 363 640

fax: 1800 350 067

email: customercare@electrolux.com.au

web: www.electrolux.com.au

ELECTROLUX HOME PRODUCTS NEW ZEALAND

telephone: 09 573 2230

fax: 09 573 2221

email: customercare@electrolux.co.nz

web: www.electrolux.co.nz