

**609L french door refrigerator, dark stainless steel with convertible drawer, ice & water**  
RRP AUS \$4,399.00



# Product Details

## FEATURES

FlexSpace Fully Convertible Drawer	Dual Freezer Storage	Filtered Ice & Water Dispenser	Internal Automatic Icemaker
SmartSplit Door Design	FreshSeal™ Easy Glide Crispers	DualCooling Fridge & Freezer Cooling System	Slide Back and Flip Up Shelves
Fingerprint resistant stainless steel finish Little hands or sticky fingers wont be a problem with easy-clean fingerprint-resistant stainless steel.	SnackZone	Internal Digital Touch Controls	Quick chill & Freeze Functions
Sabbath Energy Saving Mode			

## BENEFITS

**FlexSpace Fully Convertible Drawer**  
With the widest temperature from -23C to +7C our FlexSpace Convertible Drawer adapts to your needs with the touch of a button\*. With 5 predefined settings you can chill your drinks, freeze your meat or store your deli snacks, taking the headache out of the fridge and freezer shuffle. \*within 2 hours

**Dual Freezer Storage**  
With extra freezer space, you can arrange your frozen items in a way that suits your lifestyle. Place the most important items like ice cream in the top drawer and pre-prepared meals when mums away in the bottom drawer.

**FreshSeal™ Easy Glide Crispers**  
FreshSeal crispers with automatic humidity control give you the flexibility to look after your fruit and vegetables the right way. Designed with your comfort in mind, the easy glide crisper bins open effortlessly and provide easy access even when theyre full.

**SmartSplit Door Design**  
Optimally split doors give you more usable space in your fridge door. You can reach larger items in a quick and easy manner, saving you the need to open both doors every time.

#### Filtered Ice and Water Dispenser

The dispenser provides fresh, filtered water as well as cubed or crushed ice at the touch of a button for all your family needs.

#### Slide Back and Flip Up Shelves

The flexibility to slide back or flip up some of the fridge shelving makes fitting those extra tall items or large platters a piece of cake.

---

#### SnackZone

The SnackZone is the ideal compartment for family favourites. The optimal height for even the smallest family members to reach, ensuring healthy snacks are always available.

#### DualCooling

With the DualCooling system, the fridge and freezer compartments work independently to maintain the optimum temperature and humidity to keep foods fresh or frozen.

---

# Specifications

## PRODUCT PROFILE

Domestic warranty details (yrs)	2
Additional domestic warranty for the sealed refrigeration system only (yrs)	3
Refrigerator Type	french door
Exterior door finish	dark stainless steel
Handle design	bar handle
Fridge door opening	left and right
Cooling system	frost free
Freezer door opening	drawer
Refrigerant	R600a
Dispenser type	ice and water
Plumbed water supply required	Yes

## DIMENSIONS

Total height (mm)	1782
Cabinet height (mm)	1756
Total width (mm)	913
Cabinet width (mm)	908
Total depth (mm)	813
Cabinet depth (mm)	625
Depth door open 90degree (mm)	1189
Air space above cabinet (mm)	25
Food Compartment Capacity AS/NZS IEC 62552-3 (L)	371
Freezer Compartment Capacity AS/NZS IEC 62552-3 (L)	165
Convertible Compartment/Drawer Capacity AS/NZS IEC 62552-3 (L)	73
Total Capacity AS/NZS IEC 62552-3 (L)	609

## DIMENSIONS

---

Food compartment capacity (gross in litres)	413
--	-----

---

Freezer compartment capacity (gross in litres)	188
---	-----

---

Convertible Compartment/Drawer capacity (gross in litres)	80
---	----

---

Total Gross Capacity (L)	681
--------------------------	-----

---

Food compartment capacity (net in litres)	363
--	-----

---

Total Net Capacity (L)	541
------------------------	-----

---

## ENERGY

---

Energy Star Rating AS/NZS IEC 62552-3	3.5
--	-----

---

Energy Consumption AS/NZS IEC 62552-3 (kWh/year)	485
--	-----

---

Energy Star Rating AS/NZS 4474.2:2009	3
--	---

---

Energy consumption AS/NZS 4474.2:2009 (kWh/yr)	560
--	-----

---

## REFRIGERATOR SYSTEM

---

Controls	electronic (with display)
----------	---------------------------

---

Controls location	internal
-------------------	----------

---

Controls type	touch
---------------	-------

---

Control functions	quick freeze function, quick chill, lock, sabbath mode, ice maker
-------------------	---

---

Door alarm	fridge and freezer
------------	--------------------

---

## FOOD COMPARTMENT

---

### SHELVING

---

Shelf material	glass
Type of shelf	spill safe shelf,adjustable shelf
Flip up shelf	1
1/3 width shelves	1
2/3 width shelves	1

### LIGHTING

---

Feature lighting	LED
Main light	LED

## FOOD COMPARTMENT DOOR

---

### BINS

---

Deep bottle bin	1
Shallow bin	2
1/3 width bins	1

## CRISPERS

---

Crisper lid/shelf	plastic
Crispers Runner system	telescopic
Crisper features	automatic humidity control,fully sealed
1/3 width crisper	1
2/3 width crisper	1

## OTHER PROPERTIES

---

Other Properties-FOOD COMPARTMENT	Egg tray,Snack zone
-----------------------------------	---------------------

## DAIRY COMPARTMENT

---

Half width, with lid	1
----------------------	---

Expandable bin	1
----------------	---

---

## SPECIAL COMPARTMENTS

---

Small items bin	1
-----------------	---

---

## FREEZER COMPARTMENT

---

### ICE FACILITY

---

Ice Maker	Automatic
-----------	-----------

---

## LIGHTING

---

Main light	LED
------------	-----

---

## EXTERNAL

---

Dispenser through door	ice and water
------------------------	---------------

---

## BASKET/DRAWER

---

Full width plastic basket	1
---------------------------	---

---

Basket/Drawer runner system	telescopic
-----------------------------	------------

---

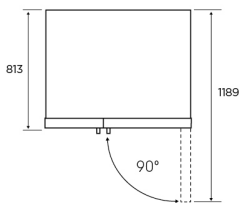
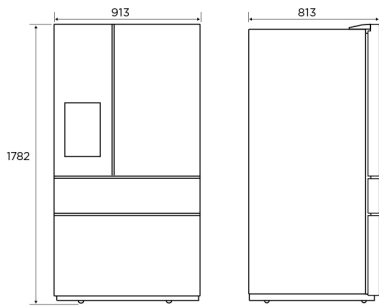
Drawer divider	2
----------------	---

---

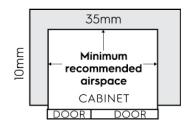
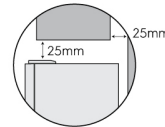
Full width deep plastic basket	1
--------------------------------	---

---

# Dimensions

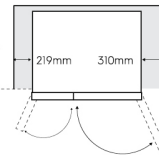


### Minimum Recommended Airspaces



Please note: Doors are designed to sit proud of cabinetry (not flush)

Front face of bench aligned to front corner edge of cabinet.



When positioned in a corner area, spacing of at least 310mm on the right hinge side and 219mm on the left hinge side will allow the doors to open enough to enable the removal of bins and shelves.

Dimensions	Product Height	Product Width	Product Depth	Product Depth (Door Open)
WHE6170BB	1782	913	813	1189
WHE6170SB	1782	913	813	1189

Airspace	Side - both	Top	Behind
WHE6170BB	10	25	35
WHE6170SB	10	25	35

**IMPORTANT**

These dimensions are a guide only. All measurements are in millimetres (mm). For complete installation instructions, refer to the manual provided with product.  
 © 2021 Electrolux Home Products Pty Ltd. ABN 51 004 762 341. W\_DIM\_WHE6170BB-SB\_Oct21



# Terms and Conditions

## IMPORTANT

This is a guide of product dimensions only. For complete installation instructions, refer to the manual provided with product.

## PRODUCT INFORMATION

The descriptors and illustrations in this publication apply to the specific products and models described as at the date of issue. Under our policy of continuous product development, product specifications may change without notice. Prospective purchasers should therefore check with their retailer to ensure this publication correctly describes the products that are being offered for sale. All information supplied is to be used for general reference purposes only and is on the understanding that Electrolux Home Products Pty Ltd (Australia) and Electrolux (NZ) Ltd (New Zealand) will not be liable for any loss, liability or damage of whatever kind arising as a result of reliance on such information. Colours of products illustrated are as close as printing limitations allow. Electrolux will at all times comply with its obligations pursuant to law including Trade Practices (Australian Consumer Law) Act and Regulations.

## WARRANTY

This warranty only applies to Appliances purchased and used in Australia or New Zealand and used in normal domestic applications and is in addition to (and does not exclude, restrict, or modify in any way) any non-excludable statutory warranties in Australia or New Zealand. All warranties are subject to the conditions set out in the warranty card accompanying the product when purchased.

### ELECTROLUX HOME PRODUCTS AUSTRALIA

telephone: 1300 363 640

fax: 1800 350 067

email: [customercare@electrolux.com.au](mailto:customercare@electrolux.com.au)

web: [www.electrolux.com.au](http://www.electrolux.com.au)

### ELECTROLUX HOME PRODUCTS NEW ZEALAND

telephone: 09 573 2230

fax: 09 573 2221

email: [customercare@electrolux.co.nz](mailto:customercare@electrolux.co.nz)

web: [www.electrolux.co.nz](http://www.electrolux.co.nz)