



HYDROTAP G5 CSHA CELSIUS ARC CHROME


CHILLED


SPARKLING


HOT & AMBIENT

FILTERED

UNFILTERED

Order Code H58787Z00AU

Zip HydroTap Design Range CELSIUS Chilled and Sparkling Filtered water, plus Hot and Cold washing up water from a single tap. The system features a single under bench command centre including full colour interactive touch screen display with pin code protection and customisable settings including 3 energy saving modes including ON/OFF timers and 2 hour sleep mode, 'Quiet' mode with automated intelligent fan speed adjustment, SteriTouch® antimicrobial protection impregnated into key water paths for enhanced hygiene, 100% water efficient air cooled technology, 0.2 micron water filtration, and 2 disposable CO2 cylinders.

Manufacturing Code	H58787Z00AU
Capacity	Residential



Tap	Zip HydroTap Design Range CELSIUS ARC Tap (Chrome)
Water Pressure	Min 250kPa - Max 700kPa
Water Connection	1/2" BSP (G1/2)
Water Supply Requirements	Cold and Hot
Water Valves	Integrated 500kPa Pressure limiting valve and Dual Check Valve
Power Rating	0.18kW 220-240V 50Hz
Power Supply	1 x 10 Amp socket outlet
Dimensions	W280mm x D406mm x H333mm
Product Approvals	WaterMark, RCM, ARC
Wels Rating	5 Star, 5.5 litres
Warranty	5 years (appliance warranty 36 months plus additional 24 months tank warranty)

Installation Requirements

'1. Installation and connection of your Zip HydroTap must be carried out by a qualified person, observing national and local regulations.2. You will require suitable mains electrical and drinking water connections, plus waste water drainage all within 1.5 metres of the product.3. HydroTap is air-cooled so discrete cabinetry cut-outs are required for ventilation.4. Installation on most bench tops is straightforward however some stone bench tops may require a specialised cutting service.5. If you live in a hard water area, we recommend installation of a Zip scale filtration kit.6. Installation by Zip Professional Service can be arranged with a phone call or through www.zipwater.com'

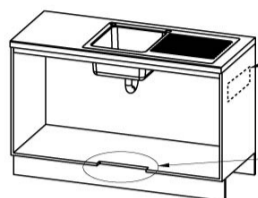
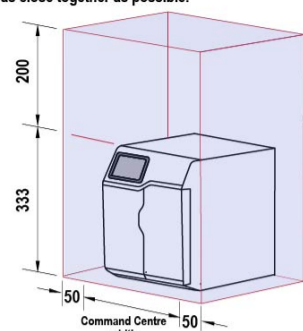
Installation Detail

Contact your local service provider if ventilation is not suitable.

Celsius Arc Tap

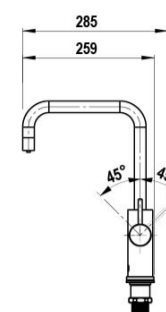
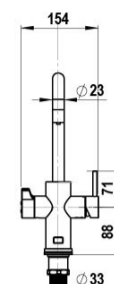
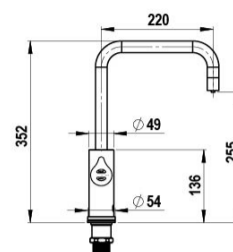
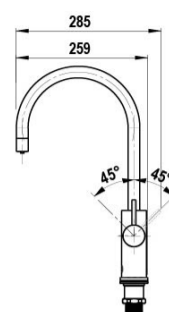
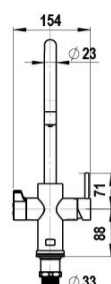
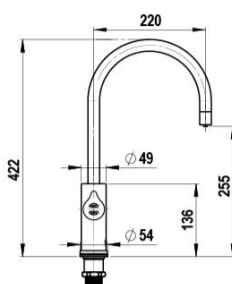
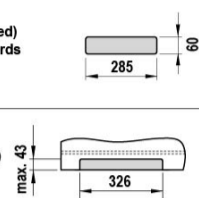
Celsius Cube Tap

Position the Tap and the Command Centre as close together as possible.



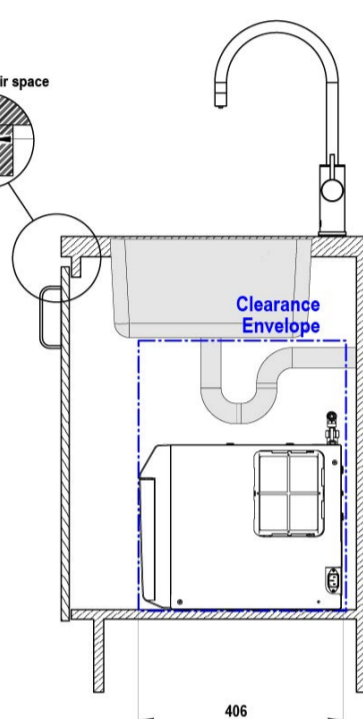
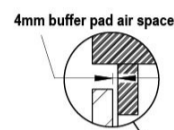
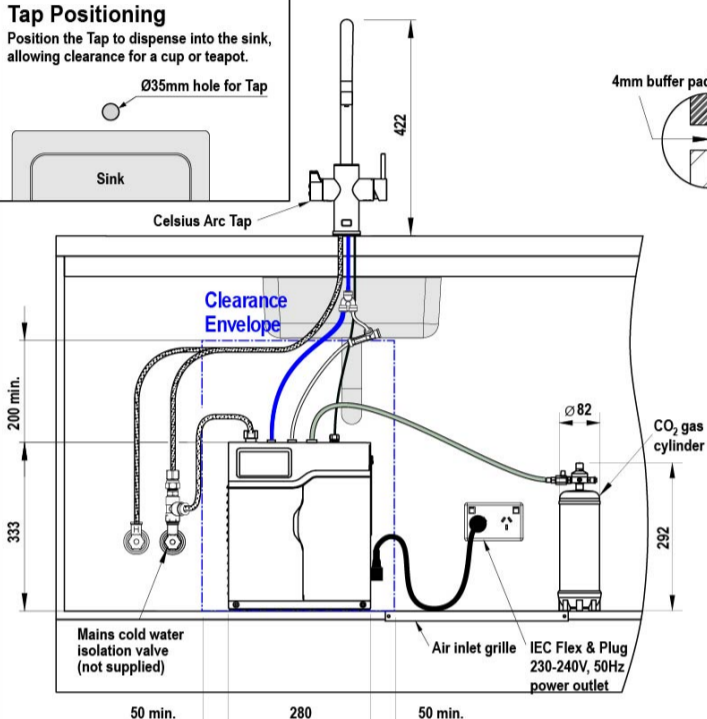
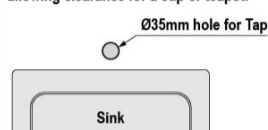
Air outlet louvre (if required)
Cut-out in door/wall, towards
the top of the cabinet

Air inlet cut-out (required)
Cut-out in cabinet floor

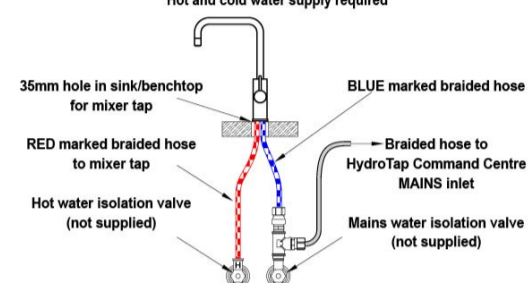


Position the Tap to dispense into the sink, allowing clearance for a cup or teapot.

Ø35mm hole for Tap



Hot and cold water supply required



HydroTap G5 CS Home

shown with Celsius Arc Tap

SCALE 1:5
ALL DIMENSIONS IN MM UNLESS OTHERWISE SPECIFIED. INSTALLATION DIAGRAMS ARE FOR ILLUSTRATIVE PURPOSES ONLY. HOSES ARE NOT SHOWN TO SCALE AND CANNOT BE LENGTHENED.

